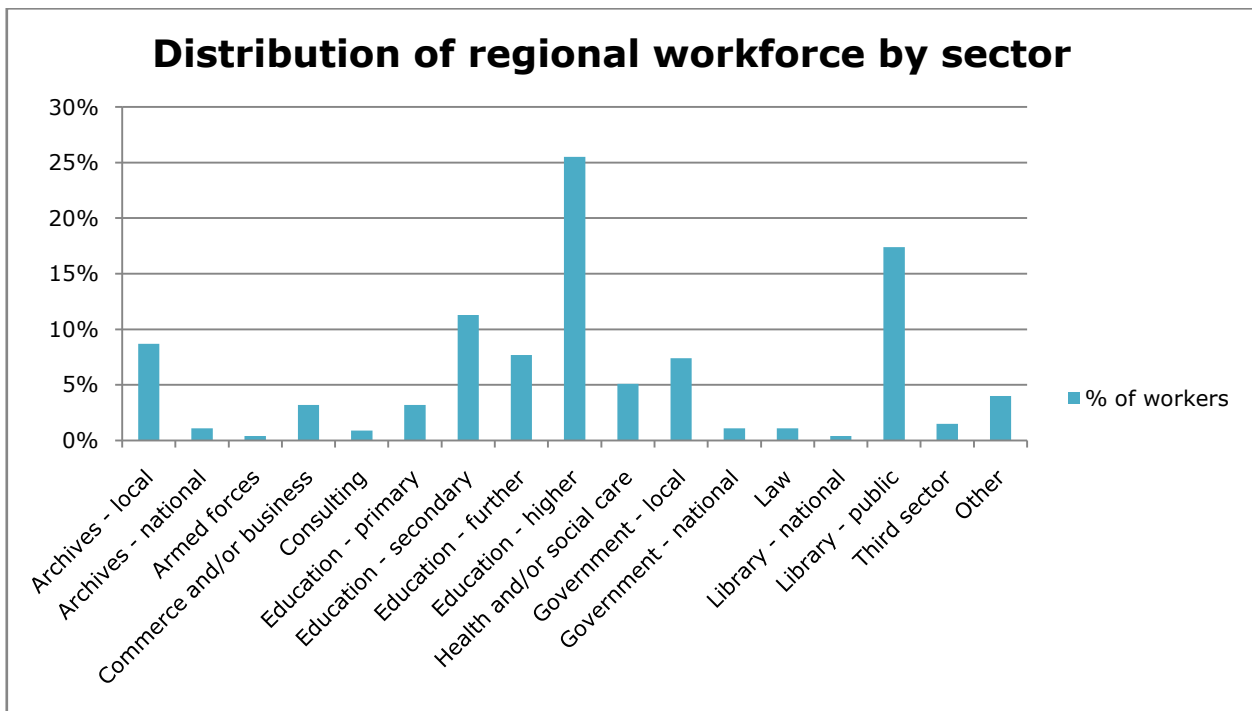
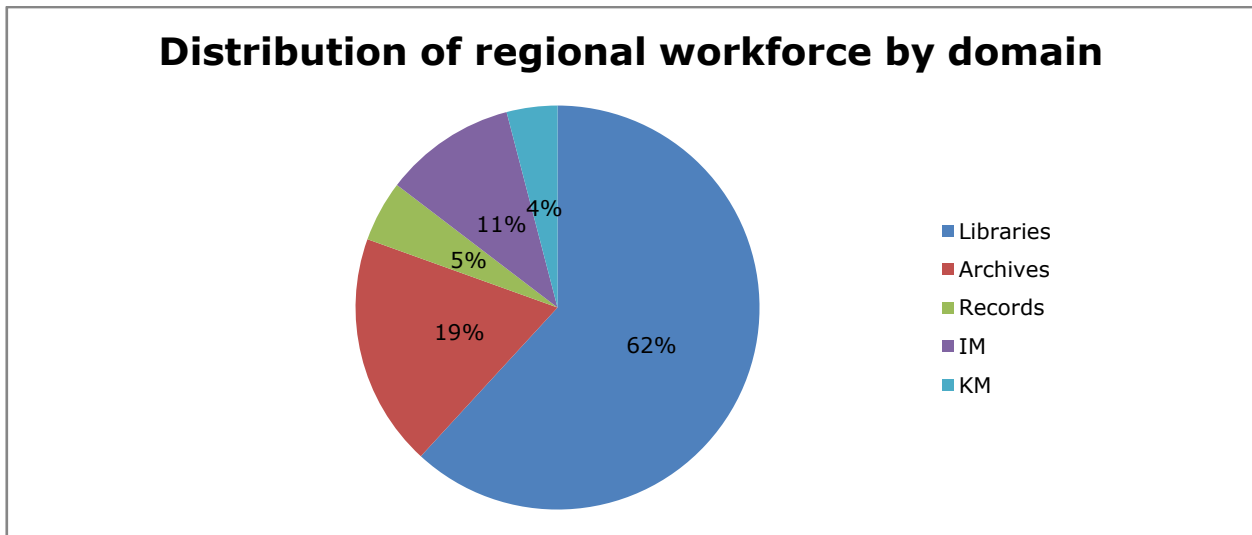


UK Information Workforce - Region Factsheet: Eastern England

2016

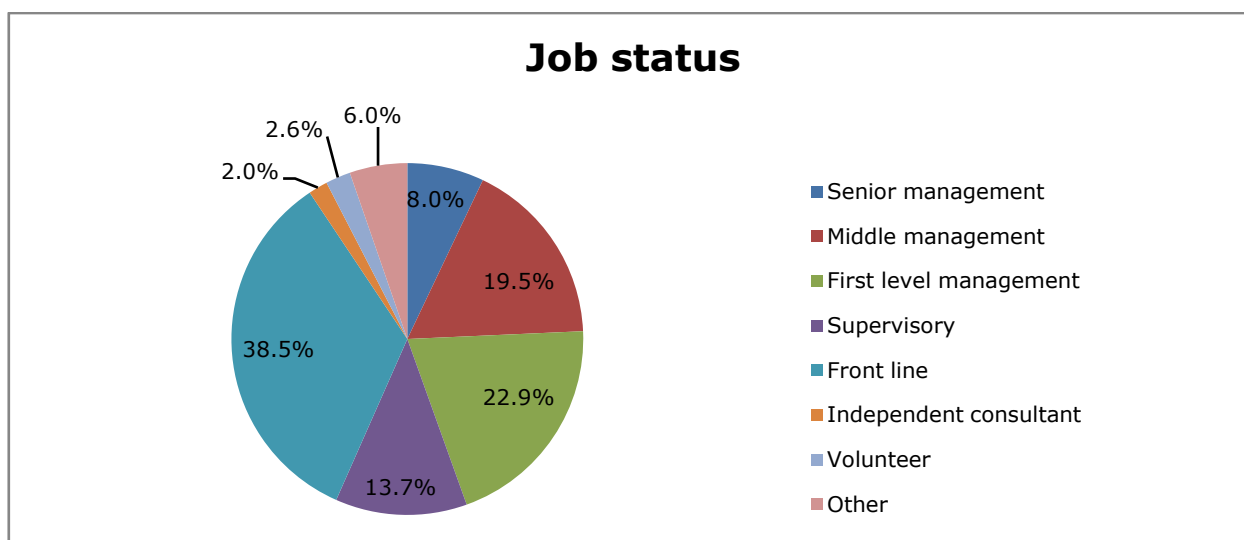
Workforce size, and distribution

There are an estimated 86,376 people working in the entire UK Information Workforce. It is estimated that 4,605 (6.8%) of those work in Eastern England.



Job Status

The figure below shows the proportionate distribution of the LARKIM* workforce in England by job status. The comparable distribution for the UK wide information workforce in management roles is 50.1%; in supervisory roles 13.4%; in front line roles 38.8% and volunteering 2.4%.



Qualification and professional membership

68.8% of the workforce are members of a LARKIM professional body. This compares with 58.3% of the UK wide information workforce holding membership of a LARKIM professional body.

Earnings

The table below gives the reported earnings distribution across the LARKIM domains in Eastern England for those working 22 hours or more per week.

Pay	Libraries	Archives	Records	Information Management	Knowledge Management
Less than £15,001	8.5%	9.6%	0.0%	4.3%	5.6%
£15,001 to £17,500	10.7%	5.5%	0.0%	2.2%	0.0%
£17,501 to £20,000	6.8%	4.1%	5.0%	4.3%	11.1%
£20,001 to £22,500	7.8%	5.5%	10.0%	8.7%	0.0%
£22,501 to £25,000	9.6%	12.3%	0.0%	4.3%	0.0%
£25,001 to £30,000	21.4%	37.0%	55.0%	30.4%	38.9%
£30,001 to £35,000	12.8%	13.7%	5.0%	8.7%	16.7%
£35,001 to £40,000	10.7%	5.5%	15.0%	10.9%	5.6%
£40,001 to £50,000	10.3%	2.7%	5.0%	15.2%	11.1%
£50,001 to £80,000	1.1%	2.7%	5.0%	10.9%	11.1%
£80,001 or more	0.4%	1.4%	0.0%	0.0%	0.0%

Notes

All data is based on responses to the survey run in March and April 2015 as part of ARA and CILIP's study of the UK Information Workforce. To register interest in the UK Information Workforce Database please visit <http://www.cilip.org.uk/about/projects-reviews/workforce-mapping>

*LARKIM - Library, Archives, Records, Information and Knowledge Management.